



FEATURES

- Self Cleaning Contacts.
- Custom Colors and Printing available upon request.
- Crisp detent action.
- Optional clear boot fits all 2 Series switches.
- Easy to terminate with solderless connectors or by hand soldering.
- Small switch-high Current switching.
- Optional Insulating barrier between terminals of opposite polarity.



*Switches marked **U** are acceptable for use as power switches provided there is a plug disconnect or a switch with open contact gaps of 3 mm minimum.

MOUNTING

No hardware or tools needed; self locks into proper panel cutout .508" (12.90 mm) x .756" (19.20 mm)

Acceptable panel thickness range is from .025" (.64 mm) to .180" (4.57 mm). Thin Material & Thick Material mounting claw is also available.



CAUTION! Burr direction must be away from the direction of insertion.

TERMINATION

Standard is solderless .187" (4.75 mm) wide x .032" (.81 mm) thick. Solder terminals & .110" (2.79 mm) wide x .032" (.81 mm) thick are also available

ELECTRICAL RATING

AMPS	VOLTAGE
16 A	125 VAC
16 A	250 VAC
3/4 HP	125-250 VAC
10 A	14 V (T)
3A	125V(L)

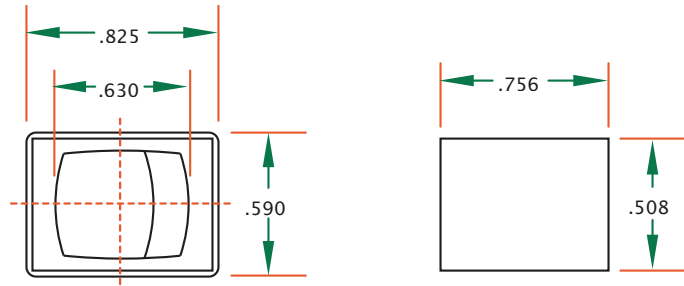
APPROVALS

UL, CSA

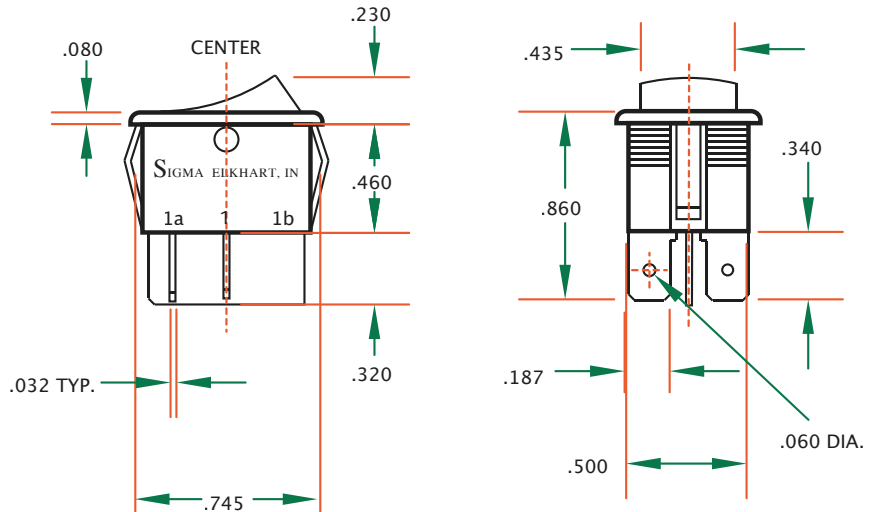
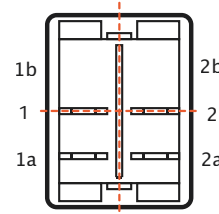
SWITCH SELECTION CHART

Part No.	Circuit	Special Markings	Black	White	Red	Blue	Green	Amber	Brown
H2-28	DPST on/off		●						
H2-29	DPST on/off		●	○					

2 SERIES (H2-28 Shown for reference purposes)



BOTTOM VIEW



SIGMA
SWITCHES PLUS
4703 Wyland Dr.
Elkhart, IN 46516
Tel: 574-294-5776
Fax: 574-294-8744

www.sigmaswitches.com

OUR COMMITMENT TO YOU

We are constantly adding to and improving our selection of Rocker, Toggle, Push Button and other types of switches. If you don't find it here, or on the pages of our website, feel free to contact us for the most current information. If you need a specially designed custom switch, we can discuss your custom design requirements as well. We look forward to helping you with your next switch purchase.